

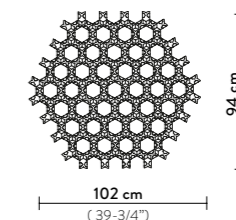
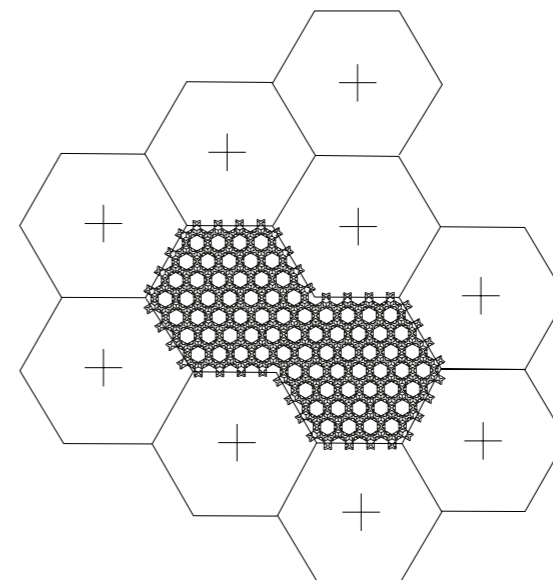
# NUVEM - MODULAR SUSPENSION

DESIGN BY MIGUEL ARRUDA

TECHNICAL SPECIFICATIONS



NUVEM SUSPENSION  
(5 MODULES)



Modules of 1 sq. meter can be joined in infinite combinations; bidirectional illumination.

Moduli da 1 mq. con luce bidirezionale componibili all'infinito

## MODULAR SUSPENSION

2 X 8W GU10 PAR 16 LED

Bidirectional Bulbs

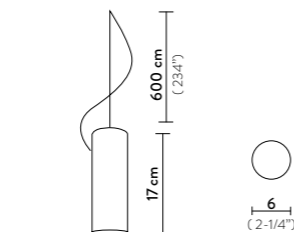
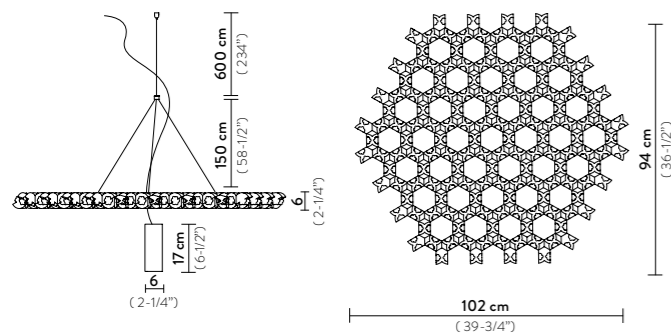
## ADDITIONAL SPOTLIGHT

2 X 8W GU10 PAR 16 LED

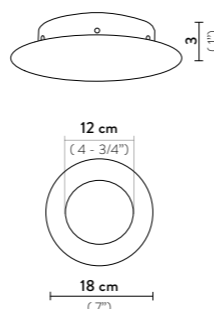
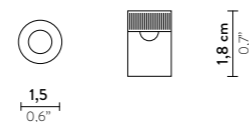
Bidirectional Bulbs

## CANOPY

1 canopy max 6 electric wires



## WIRE CEILING ANCHOR



Made of: Opalflex®

With: GU10 Bulbs on request, Standard cable Kit 6 m. Canopy not included

Colour:  WHITE

Made of: Steel

With: GU10 Bulbs on request, Standard cable Kit 6 m.

Colour:  WHITE RAL 9016

Made of: Steel

With: GU10 Bulbs on request, Standard cable Kit 6 m.

Colour:  WHITE RAL 9016

## CANOPY DETAILS



### NUVEM

Ø 18 / 12 cm x h. 3 cm (Ø 7" / 4-3/4" x h. 1")

La coppetta ospita fino 6 cavi elettrici  
Canopy max 6 electric wires

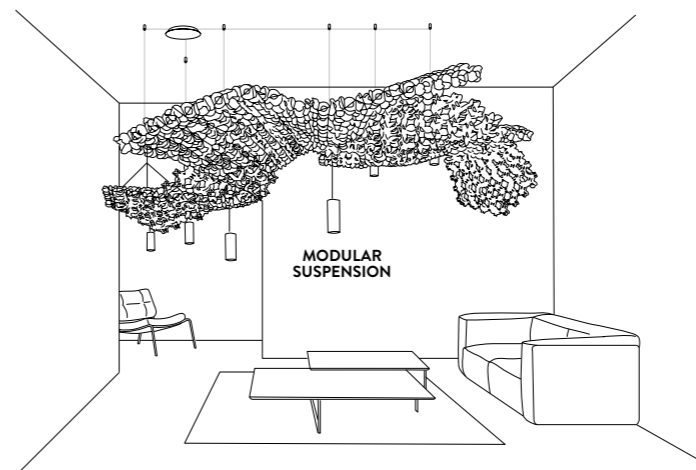
## CERTIFICATION

CE IP 20

ENERGY CLASS: A / A+ / A++

ENERGY LABEL AVAILABLE ON SLAMP'S WEBSITE

## NUVEM ENTIRE COLLECTION



## FINISHES



WHITE