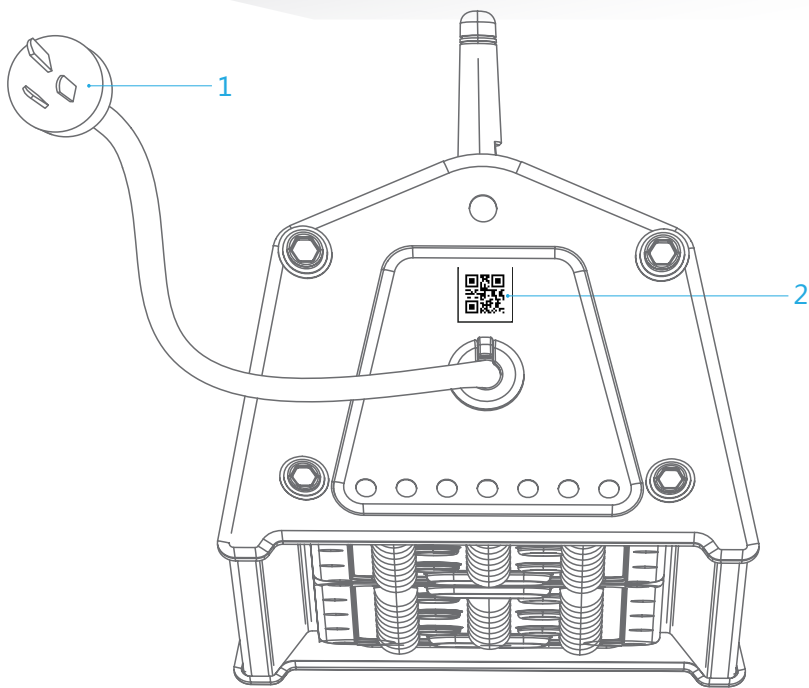


Zigbee LED Linear High Bay Instructions



1. The introduction




Zigbee LED Linear High Bay

- (1) The plug and wire: three-core AC plug, providing the power driver for the lights after connecting to the electricity.
- (2) QR code : use the scanner of the app iLightsIn application to scan and add the light as the zigbee system device. Then you can control the dimming.

2. The instructions

- (1) Connect your phone to the hotspot of zigbee gateway and launch the "iLightsIn", click  →  → **Add by QR code** by sequence. Then add the product as system device by scanning the wo-dimension code.



- (2) Power on and control the dimming by operating the iLightsIn application.

